



# Clarity

Clarity simplifies the analysis of data, easily handles empty cells, and provides statistical and reporting tools not normally available in spreadsheet software. Simply copy spreadsheet data and click "Capture Data" in Clarity to begin your analysis. Free to try. Inexpensive to upgrade to the Licensed Edition

## Data Manipulation

- Save time importing and exporting spreadsheet data to statistical software. Simply copy and capture to begin your analysis.
- All data manipulation, analyses, and output generation are conducted outside the spreadsheet. No need to search for a place to paste your output.
- Automatically exclude missing cells from analyses instead of generating an error commonly seen in spreadsheet analysis tools.
- Set (missing) values to be excluded from the analysis.
- Set control values to examine subsets of your spreadsheet data.
- Format and label values and variable names for clearer output.
- Work with any Windows spreadsheet software.

## Analysis Tools

- Includes basic analytical tools that are either missing from spreadsheets or difficult to use, such as frequencies, and crosstabulations.
- Easy to use summary report module creates summary tables for means and percentages in seconds for printing or exporting back to the spreadsheet or other software.
- Create descriptive statistics such as mean, median, and mode and measures of variation that separate analyses by subgroups of a second variable (Explore procedure).
- Conduct logistic regression.
- Multiple regression output that is easier to interpret and similar to what you would see from statistical software.
- Create measures of diagnostic accuracy (sensitivity, specificity, Area Under the ROC Curve).
- Run single and multiple random sampling procedures.

## Output

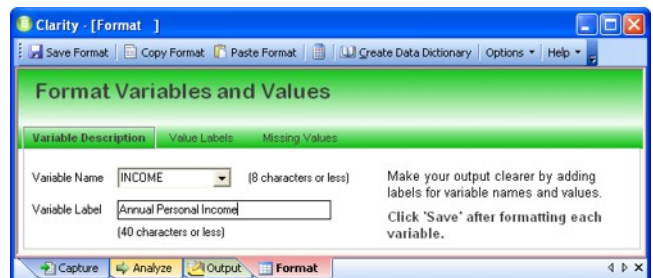
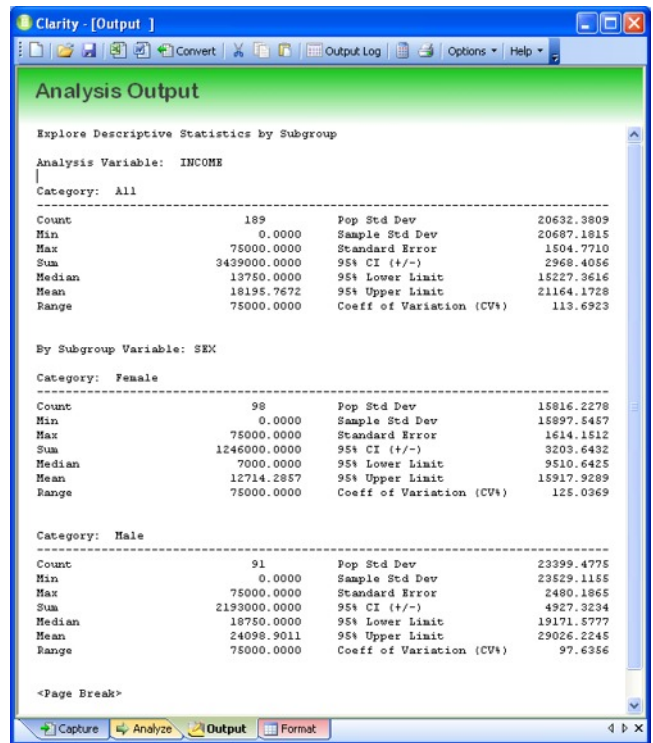
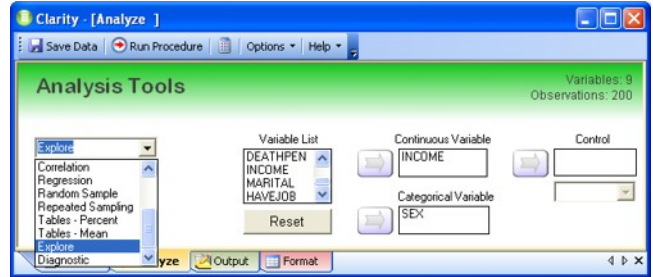
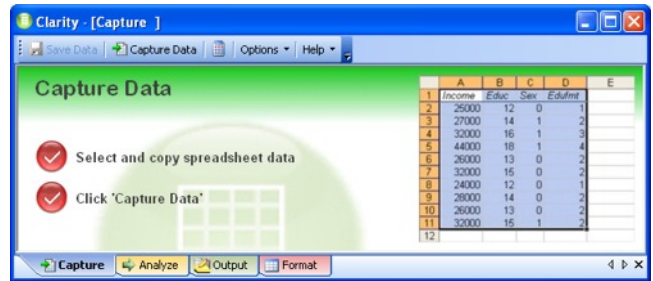
- Convert output to tab delimited text for pasting into spreadsheet software. Allows quick formatting of tables and reports.
- Easily export output to MS Word or Excel with a click of a button.
- Copy and paste output into any word processor or spreadsheet.

## Help

Purchased version includes a 170 page (pdf) Applied Statistics Handbook with annotated examples to guide interpretation of Clarity output.

## Price

Download \$9.95



## System Requirements

- Windows98/NT/XP/2000/Vista
- Pentium 700mhz/128 MB RAM
- Download file 4.3 MB; Installed 7 MB